

INTERVARSITY

CIRCLE
SQUARE
RANCH
HALKIRK



WHAT PARENTS NEED TO KNOW TO GET READY FOR CAMP 2018

REGISTRATION DAY:

Week 1 - Monday, July 2

Week 2 - Sunday, July 8

Week 3 - Sunday, July 15

Week 4 - Sunday, July 22

Week 5 - Sunday, July 29

Week 6 - Monday, Aug 6

Week 7 - Sunday, Aug 12

Week 8 - Sunday, Aug 19

Week 9 - Sunday, Aug 26

Western Town Camp

Hotel Dining Hall

specialty camps will register here

LIT, BMX, Route 4:13 and Boys Adventure

Pathway Camp

Central Lodge

4:00 - 6:00 PM

Please understand that because of the short time between camps to prepare our facility and staff, **WE ARE UNABLE TO REGISTER ANYONE BEFORE 4:00 PM.** Please plan your driving times accordingly.

REGISTRATION PROCEDURES

The 3 Steps of Registration Day: (in order of importance, but do not necessarily have to be done in this order)

» **Sign in Child in the Dining Hall at both Pathway and Western Town**

Both the child and the parent or guardian **MUST** report together to registration desk together.

**All campers must have their hair checked for lice.

Pertinent information on your child's application will be confirmed.

Please have the following with you:

*Any information missing from the registration form or that has recently changed:

*Change of Address

*Health Care Number

*Additional Contact Phone Numbers

*Balance Owing on camp fees


*All Medications clearly marked in original bottle with original labels, with child's name and name/dosage of medication. **These will be handed in to our nurse for safekeeping and daily administering.**

» **Turn in Spending Money at the General Store for Western Town, Registration table for Pathway** See "Tuck Shop" on age 3.

» **Move into cabin and meet your Cabin Leader:**

Cabin lists will be posted in the lobby as well as available through staff.

You can drop mail off at registration or send it by Canada Post. Rancher mail will be delivered each day at breakfast. Please mark on the envelope which camp your child is in and what day you would like it to be delivered. If mail is received after the camper has gone home, the mail will be returned to sender.



SPECIAL NOTE:

We prefer that you **DO NOT** BRING YOUR DOG WITH YOU on Registration or Rodeo Day. However, if you must, then the DOG MUST REMAIN OUTSIDE RANCH BUILDINGS, ON A LEASH AND ATTENDED AT ALL TIMES.

Parents: Please help your child pack and double-check that they have everything they need for the full week.

Weather can change with little warning and it is important your child is prepared.

WHAT TO BRING:

- Sleeping bag & pillow (extra blanket)
- Toiletries (toothbrush, soap, shampoo, towel, etc.)
- One week of clothes (for all kinds of weather!) marked with your name *** Must be modest and appropriate for camp. ***
- Dress clothes for banquet supper.
- Rainwear & rubber boots
- Modest swim suit (no bikinis and speedos)
- OLD runners that can get muddy
- Inside shoes or slippers
- Boots or shoes with a heel for riding (If you have them—if not, rubber boots or runners will do.)
- Bug spray, sun screen, hat
- Water bottle marked with name
- Bible, notepad & pen
- Tuck Money (see "Tuck Shop" on page 3)

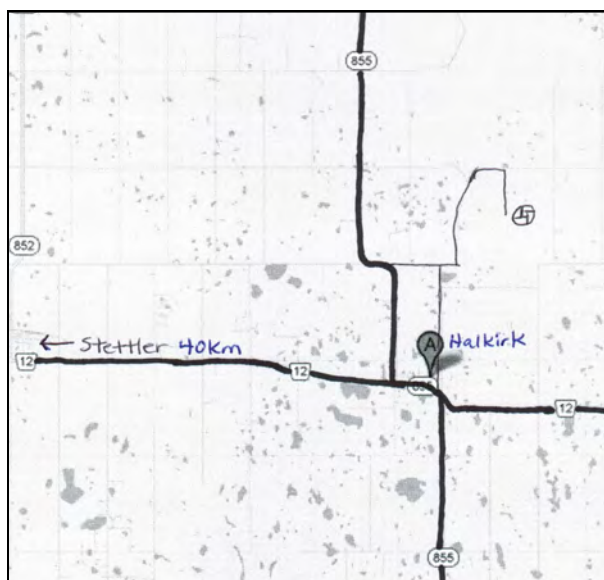
Optional: Flashlight, Camera, Bike, Roller Blades, Skateboard

WHAT NOT TO BRING:

- Electronics: cell phones, iPods, tablets, etc.
- Jack knives, hunting knives, air guns, or fire arms
- NO IMMODEST or INAPPROPRIATE CLOTHING
ie. Heavy rock, beer, skull/death T-Shirts
- Girls: No tight fitting tops, tops with spaghetti straps, tube tops, bikinis, short shorts or skirts, please wear shorts over leggings
- Tobacco products, matches, or lighters
- Alcohol, illegal drugs
- Expensive clothing or jewelry
- Snacks with peanuts or containing traces of nuts
- Wallet and cash (send it home after depositing tuck \$)

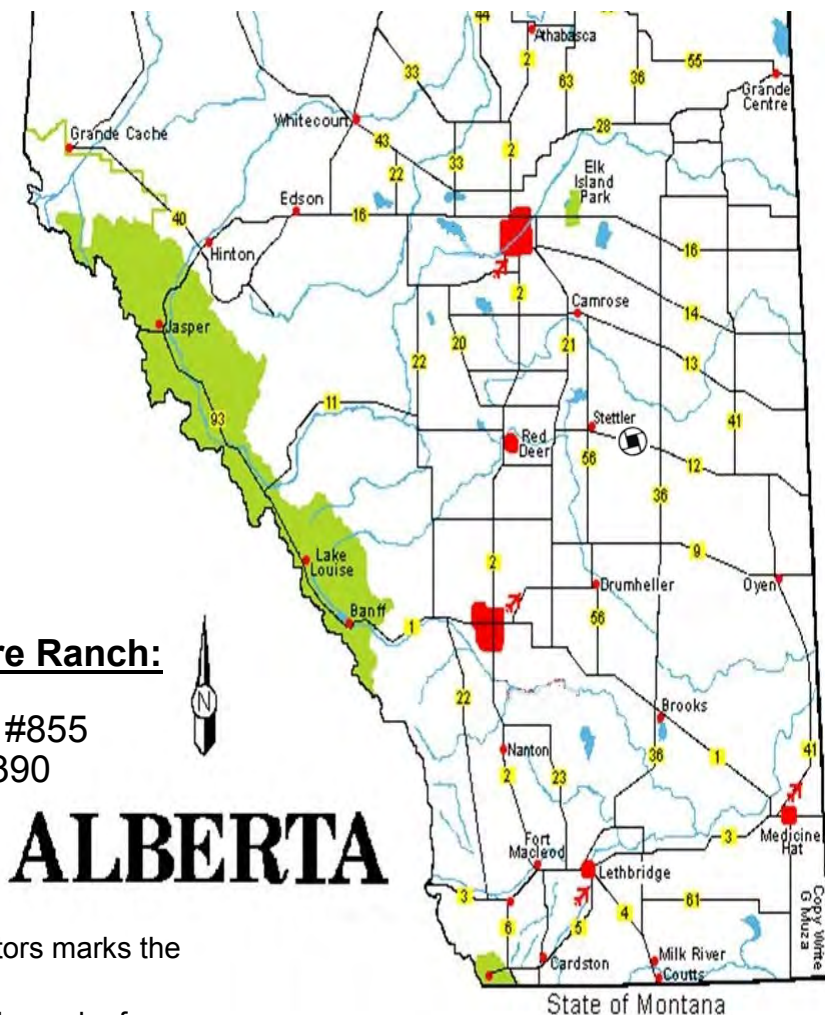
**Circle Square Ranch is NOT responsible
for lost or missing items**

**Please Label All Belongings Clearly With
The Camper's Name**



Directions from Halkirk to Circle Square Ranch:

- Go 2.5 miles (4 km) north on secondary highway #855
- Turn right (east) onto the gravel road Twp Rd 390
- Go 1.5 miles (2.4 km) east to a forced left turn onto RR155
- Go 2 miles (3.2 km) north through the coulee to a right curve
- Go 0.5 miles (0.8 km) east, our sign with 2 reflectors marks the corner Twp Rd 392 RR154
- Go 0.5 miles (0.8 km) south and you are under the arch of our main gate.



State of Montana

TUCK SHOP \$\$\$

Your child's spending money must be deposited directly at the General Store for Western Town or at the registration table for Pathway during registration time. If you **prepaid tuck** money when you registered online, you do not have to add money. The common amounts deposited are:

Western Town - \$10- \$15

Pathway - \$10

The amount deposited and daily purchases will be recorded. At the end of the week, the remaining money will be in an envelope for you to retrieve from the sign out window at the Rodeo. (See "Sign Out Procedures")

Camp Video

Western Town weeks 1 to 8

The **Week in Review Video** for Western Town will be posted on our website www.csranchhalkirk.ca/video at the end of each week. You can purchase the video online after your week of camp or you can choose to pay for it when you register for camp. **If you prepaid** for a camp video you will receive a coupon code that you can use to download the video from our website for no additional charges. We are no longer able to provide DVD copies of our camp video.

MEDICATION

Medical care is a vital part of our role for your child at the Ranch. Please advise us at registration if there are any changes to your child's medical information. **The Ranch reserves the right to refuse admission to any rancher with a suspected contagious condition (i.e. fever, chickenpox or lice/nits).** To ensure your child has an enjoyable week, and to protect other ranchers, please have any condition treated completely before coming to camp. If this is not possible, please call and inquire about rescheduling to another week (pending availability). Due to the structure of our program, we request that medications required throughout the year are sent with your child to camp. All medication brought to camp must be kept by our first aid personnel, including vitamins, puffers, and Tylenol. Everything must be labelled with the name of any medication and directions for use. Prescription medication must be in original containers with user's name printed on the label. If you would like your child to carry their puffer or EpiPen with them, please bring a second one to be kept with the camp nurse.

ALLERGIES

Should your child(ren) have food allergies, please contact us at least one week ahead of arrival to request a menu for their week of camp. We are unable to provide specialties for campers, but can work with you to provide meal for those who have special diets for medical reasons. Circle Square Ranch will make every effort to accommodate allergies. We strive to be a nut free facility, and do not knowingly serve foods containing nuts. We do not purchase items for our kitchen or tuck shop that "may contain traces of nuts", however we cannot guarantee that there will be no trace of an allergen in food served



LICE Please check you camper's hair before they come to camp!! A **lice check** is part of our registration process. Any camper found with lice/nits will be sent home so a proper lice treatment can be done. If you have travelled too far to return home, we have treatments available to be purchased. **Your camper's hair must be free of ALL nits and adult lice before your camper can stay. Sorry, there are no exceptions and no refunds due to lice.** It is very disappointing for a camper to have to be sent home because of lice, so please check ahead of time; if you are not sure please contact a medical clinic.

colourful, durable and fun
labels for everything
they take to camp!

Mabel's Labels™



www.camps.mabelslabels.com 1-866-306-2235

Order labels to mark your child's "stuff" and a portion of the fee goes to our Staff Scholarship fund to help our summer staff to be able to volunteer for the summer.

LOST AND FOUND: During the week, we will display lost & found items to campers. At the end of the week the items in lost and found will be displayed in the lobby of each camp's main building. Whatever is not claimed will be bagged up and given to charity at the end of the summer.

PLEASE NOTE: *We are not responsible for lost items - we will do our best to make everything that we have found available, but please look through all the items after the rodeo before leaving with your child.*

RODEO



The ranchers have a chance to show off their increased horsemanship skills to their parents, as well as compete against their peers in a friendly rodeo to end their week of camp. We encourage parents, family and friends to attend the rodeo and cheer on their child and the other campers as they compete.

The rodeo is held in the riding arena across from the main parking lot.

RODEO SCHEDULE:

Rodeos take place on **SATURDAY**, at below listed times:

PATHWAY - Rodeo begins at **11:00 am**

WESTERN TOWN - Rodeo begins at **12:00 pm**

Week 9 - Rodeo will be on **Wednesday, Aug 29**



Trading Post

Circle Square Ranch

Box 3, HALKIRK AB TOC 1M0

Ph: (403)884-2444

Fax: (403)884-2498

Email: halkirk@csranch.ca

Website: www.csranchhalkirk.ca

There is a concession booth at the rodeo grounds where you can purchase burgers and drinks or snacks. **Cash only.**

PATHWAY - ranchers will be served lunch at the Rodeo grounds after their rodeo.

WESTERN TOWN - ranchers will be served lunch in the Dining Hall prior to the rodeo.

SIGN OUT PROCEDURES: Sign-out will be available after the Grand Entry, at the **Sign-out (left side) window** of the **Trading Post** at the rodeo grounds.

Both the child and the parent MUST report together to the Sign-out window after they have completed their event in the rodeo. The parent or guardian must sign out their child. This is also where the camp journal, medications, and remaining spending money will be available for pick-up.

* **Parents: If you have made arrangements for someone other than yourself to pick up your child, please notify the Ranch at registration.**

* **If a child has to leave *before* the rodeo, please notify the Ranch at registration or by phone of the pick up time. At that time the child must be signed out at the central Lodge at Pathway, or at the office at the Western Town Hotel.**